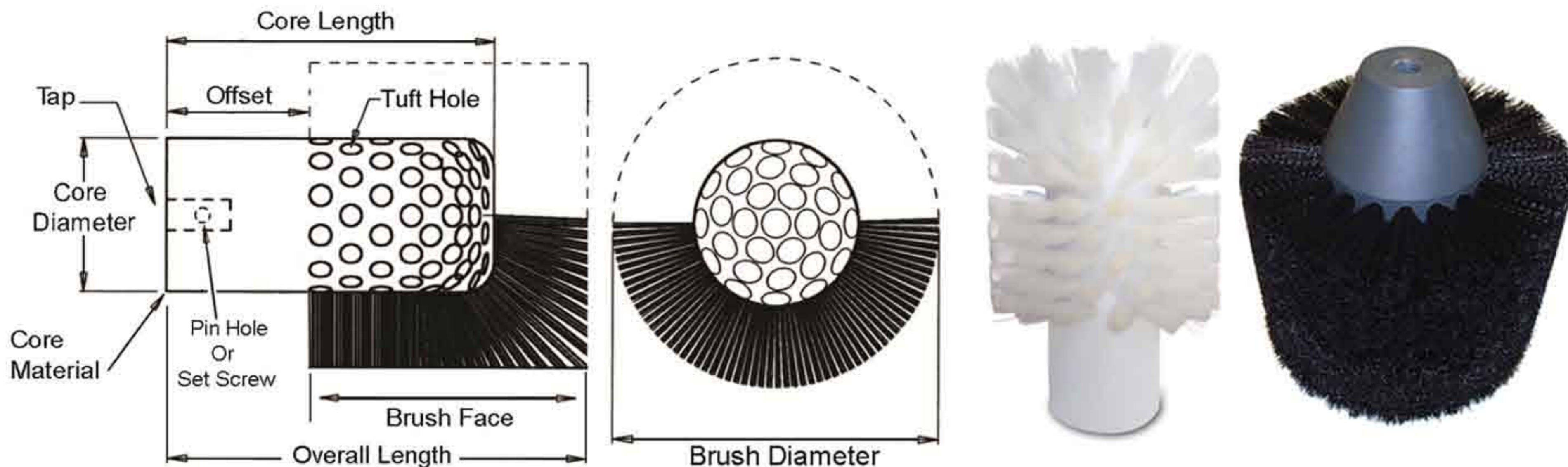


DESIGN SHEET: BORE BRUSHES (STAPLE SET)



Brush Information

Brush Face Length _____
 Brush Diameter (OD) _____
 Fill Material Type _____
(Options: Nylon, Brass, Stainless Steel, Horse Hair, Hog, etc.)
 Fill Diameter _____
(Refers to the diameter of one strand of Bristle)
 Fill Color _____
(Typical Colors: Black or Natural, other colors available upon request)
 Fill Style: Crimped or Level (straight)
 Offset (core edge to Brush Face) _____

Core Information

Plastic Core Material _____
(Options: HDPE, Delrin, Nylon, PVC, UHMW, etc.)
 Core Length _____
 Core Diameter _____
 Tuft Hole Size/Diameter _____
[Optional Range from 2mm (.078") up to 8mm (.31") max.]
 Tap Hole Thread Size _____
(Options: 1/4 NPT, 3/8 NPT, 1/2 NPT, Broom, 1/4-20 UNC, 1/2-13 UNC)
 Tuft Hole Spacing (Center to Center): _____
 Tight Normal Loose
 Tuft Hole Pattern:
 Staggered Straight
 Number of Tuft Holes Per Rotation & Length: _____



Threaded Rod/Shaft Information (Optional)

Shaft Overall Length _____
 Shaft Material Type (if we provide) _____
(Options: Steel or Stainless Steel)
 Pin or Set Screw Hole _____
 Current Brush or is this a New Brush? _____
 Brush Application (wet or dry, used with chemicals?) _____
 Annual Usage _____
 Order Quantity _____

Brush Patterns:

Straight

Staggered



CUSTOMER CONTACT INFORMATION

Name _____
 Company _____
 Address _____

 Phone _____
 Email _____

Comments:



3737 Capitol Avenue
 City of Industry, CA 90601

CALL
(800) 933-0933

phone : (323) 724-7777
 fax : (323) 724-1111
 email : sales@gordonbrush.com
 web : www.gordonbrush.com