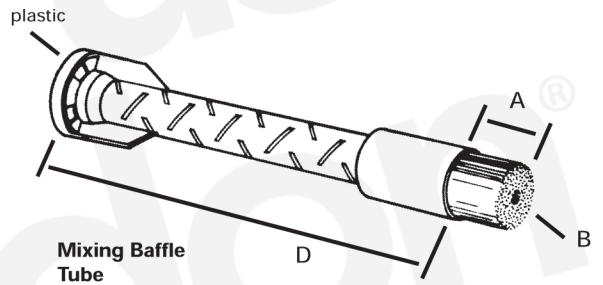
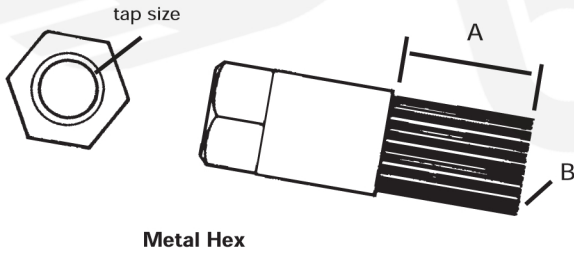
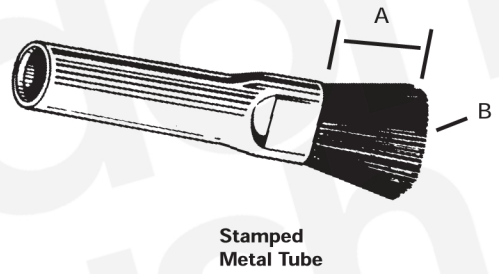
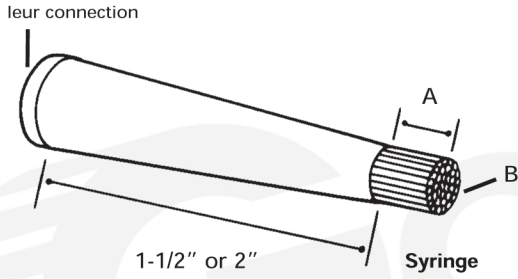


DESIGN SHEET: FLOW-THRU BRUSHES



Fill Material

- A. Fill Trim Length _____
- B. Fill Material Type _____
- Fill Diameter _____
- Fill Color _____
- Fill Style :
 Crimped or Level (straight)
- C. Quantity _____

Brush Type

Syringe

- Syringe Length: 1-1/2" 2"
- Syringe Material: Plastic Metal
- Syringe Needle:
 Plastic Housing Metal Housing
- Syringe Needle Guage _____

Metal Hex

- Hub Material: Aluminium Steel
- Brass
- Threads: Male Female
- Tap Size _____
- Hex Size: _____
- Orifice Size (ID) _____
- Other Special Dimension _____

Stamped Metal

- Tube Material: Aluminium Steel
- Stainless Steel

- Tube Length _____
- Tube Diameter: (OD) _____

Mixing Tube

- D. Mixing Tube Length _____



3737 Capitol Avenue
City of Industry, CA 90601

**CALL
(800) 933-0933**

phone : (323) 724-7777

fax : (323) 724-1111

e-mail : tr@gordonbrush.com

web : www.gordonbrush.com

NAME _____ COMPANY _____ PHONE _____